



### District Report Card: 2017


<b>State:</b> Rajasthan	<b>District:</b> Udaipur
<b>Class:</b> 8	<b>Subject:</b> Mathematics
<b>Schools:</b> 51	<b>Students:</b> 1319


### Participation/Coverage


#### Students

<div>GENDER</div> <div></div>	Boys		Girls	
	Number	%	Number	%
	541	41.02	778	58.98

<div>AREA</div> <div></div>	Rural		Urban	
	Number	%	Number	%
	1254	95.07	65	4.93

<div>CATEGORY</div> <div></div>	SC		ST		OBC		GEN	
	Number	%	Number	%	Number	%	Number	%
	73	5.53	857	64.97	255	19.33	134	10.16

<div>CWSN</div> <div></div>	LD	VI	HI	S&LD	ID	Oth
	3	2	1	4	4	30

<div>Management</div> <div></div>	Government		Government-aided	
	Number	%	Number	%
	1319	100.00	0	0.00

### Average Performance of Students in Mathematics (%)

Overall	Gender		Area		Management		Social Group			
	Male	Female	Rural	Urban	Govt.	Aided	SC	ST	OBC	GEN
52.52	51.09	53.51	53.16	40.21	52.52	0.00	48.49	53.71	51.63	48.76

## Performance on Learning Outcomes (LOs)

Learning Outcomes	Description	Average Performance(%)
M601	Solves problems involving large numbers by applying appropriate operations	52.14
M606	Solves problems on daily life situations involving addition and subtraction of fractions / decimals	63.15
M620	Finds out the perimeter and area of rectangular objects in the surroundings like floor of the class room, surfaces of a chalk box etc.	62.49
M621	Arranges given/collected information in the form of table, pictograph and bar graph and interprets them	59.63
M702	Interprets the division and multiplication of fractions	44.12
M705	Solves problems related to daily life situations involving rational numbers	47.92
M706	Uses exponential form of numbers to simplify problems involving multiplication and division of large numbers	54.14
M707	Adds/subtracts algebraic expressions	71.49
M710	Solves problems related to conversion of percentage to fraction and decimal and vice versa	54.74
M717	Finds out approximate area of closed shapes by using unit square grid/graph sheet	43.58
M719	Finds various representative values for simple data from her/his daily life contexts like mean, median and mode	49.11
M721	Interprets data using bar graph	64.81
M801	Generalizes properties of addition, subtraction, multiplication and division of rational numbers through patterns	35.04
M802	Finds rational numbers between two given rational numbers	45.56
M803	Proves divisibility rules of 2, 3, 4, 5, 6, 9 and 11	64.37
M804	Finds squares, cubes, square roots and cube roots of numbers using different methods	61.65
M808	Uses various algebraic identities in solving problems of daily life	36.84
M812	Verifies properties of parallelogram and establishes the relationship between them through reasoning	44.10
M818	Finds surface area and volume of cuboidal and cylindrical object	30.38
M819	Draws and interprets bar charts and pie charts	57.92

Range of Performance of Students who Answered Correctly							
Below 30%		30% - 50%		50% - 75%		Above 75%	
Number	%	Number	%	Number	%	Number	%
248	18.80	341	25.85	516	39.12	214	16.22

## Lowest Performing Learning Outcomes (LOs)

- 1 - Finds surface area and volume of cuboidal and cylindrical object (30.38)
- 2 - Generalizes properties of addition, subtraction, multiplication and division of rational numbers through patterns (35.04)
- 3 - Uses various algebraic identities in solving problems of daily life (36.84)

4 - Finds out approximate area of closed shapes by using unit square grid/graph sheet (43.58)

5 - Verifies properties of parallelogram and establishes the relationship between them through reasoning (44.10)